

Aunt Addie's Blue Ribbon Quilt

Kathleen Tracy's 2019 Mystery Quilt - Block # 5



Finished block size: 4" x 4"

MAKE SIX BLOCKS

Materials


Scraps of light or medium prints

Scraps of medium or dark prints

Cutting

From a light print scrap, cut

1 square, $3\frac{1}{4}'' \times 3\frac{1}{4}''$. Cut twice on the diagonal for 4 triangles



From a different light or medium print, cut

1 square, $3\frac{1}{4}'' \times 3\frac{1}{4}''$. Cut twice on the diagonal for 4 triangles

From a medium or dark print, cut

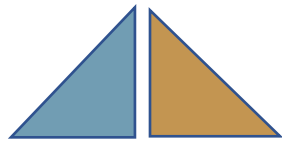
2 squares, $1\frac{7}{8}'' \times 1\frac{7}{8}''$

From a different medium or dark print, cut

2 squares, $1\frac{7}{8}'' \times 1\frac{7}{8}''$


Make the Block

1. For each block, sew a light print triangle together with a different light or medium print triangle. Make four units.




Make 4

2. Sew the $1\frac{7}{8}$ " squares together as shown to make a four-patch unit.



3. Sew 2 triangle units from step 1 to the top and bottom of the four-patch unit. Press block and sew the remaining 2 triangle units to the sides of the four patch. Press and trim to $4\frac{1}{2}$ " x $4\frac{1}{2}$ "



MAKE SIX BLOCKS

