

# *Aunt Addie's Blue Ribbon Quilt*

## Kathleen Tracy's 2019 Mystery Quilt - Block # 3

Finished block size: 4" x 4"

### YOU WILL MAKE SIX BLOCKS

#### Materials

Scraps of light or medium prints

Scraps of medium or dark prints

#### Cutting

From a light or medium print scrap, cut

4 rectangles, 1 ½" x 2 ½"


From the medium or dark print scraps, cut

4 matching squares, 1 ½" x 1 ½"

4 squares from different prints, 1 ½" x 1 ½"

#### Make the Block

1. For each block, sew a 1 ½" medium print square together with a 1 ½" dark print square. Make two units. Sew the units together to make a four-patch block.




2. Sew matching 1 ½" squares to the ends of two 1 ½" x 2 ½" rectangles.





Make 2.

3. Sew two matching light print rectangles to both sides of the four-patch block from step 1.



4. Put the block together as shown. Press and trim to 4 1/2" x 4 1/2". Make 6 blocks.



Make 6 blocks.